

Scaled data based on original data using  
LM-79-08 Approved Method: Electrical and Photometric Measurements of Solid-  
State Lighting Products

Test Report Prepared for  
Cooper Lighting Solutions  
(formerly Eaton)

Brand: McGRAW-EDISON

Report Number: P385481

Luminaire Tested: **GWC-SA1A-730-U-T4W**

Issue Date: 3/3/2020

**Test Information**

Test Method: LM-79-08  
Report Number: P385481  
TEST IS SCALED FROM IESNA LM-79-08 TEST DATA (G2-1903-205-18)  
Test Lab: INNOVATION CENTER  
Issue Date: 3/3/2020  
Manufacturer: COOPER LIGHTING SOLUTIONS (FORMERLY EATON)  
Product Line: MCGRAW-EDISON  
Catalog Number: GWC-SA1A-730-U-T4W  
Description: GALLEON WALL LUMINAIRE  
(1) 70 CRI, 3000K, 615mA LIGHTSQUARE WITH 16 LEDS AND TYPE IV WIDE OPTICS  
Light Source: -  
Ballast/Driver: ELECTRONIC DRIVER

**Summary**

Lumens per Lamp: N/A  
Luminaire Lumens: 4501 lumens  
Efficiency: N/A  
Efficacy: 132.4 lumens/watt  
Luminous Opening: Rectangular (W 0.5' x L: 0.5' x H: 0')  
IES Classification: Type IV - Short  
BUG Rating: B1 - U0 - G1

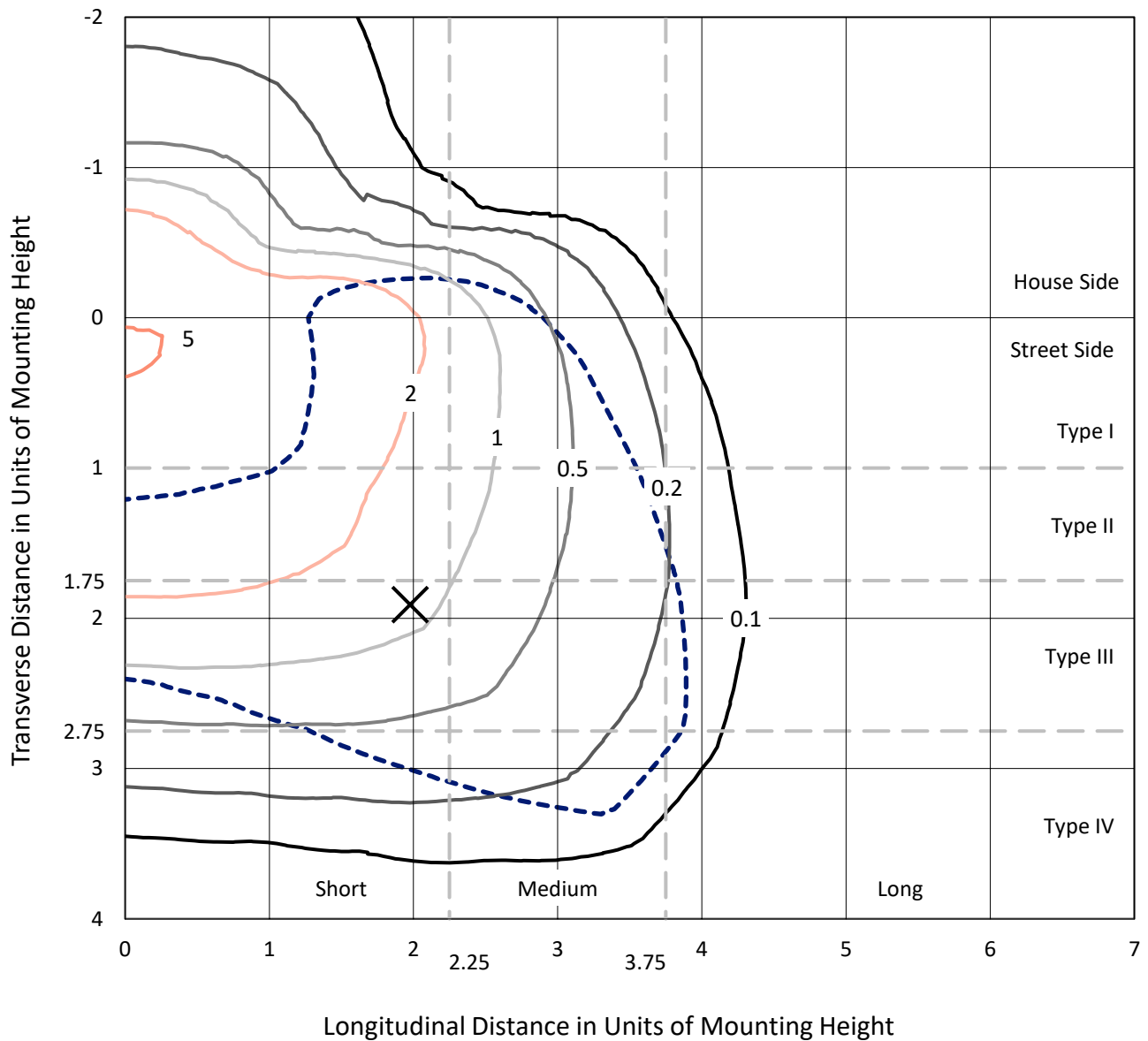
Input Watts (W): 34  
Input Voltage (V): NR  
Input Current (Ain): NR  
Voltage Rise (V): NR  
Power Factor: NR  
Total Harmonic Distortion (THDi): NR  
Frequency (hertz): 60  
Stabilization Time: NR  
Operation Time: NR  
Ambient Temperature (°C): NR  
Test Distance: 24 FT



REPORT NUMBER: P385481  
 CATALOG NUMBER: GWC-SA1A-730-U-T4W

### Iso-Footcandle Lines of Horizontal Illumination

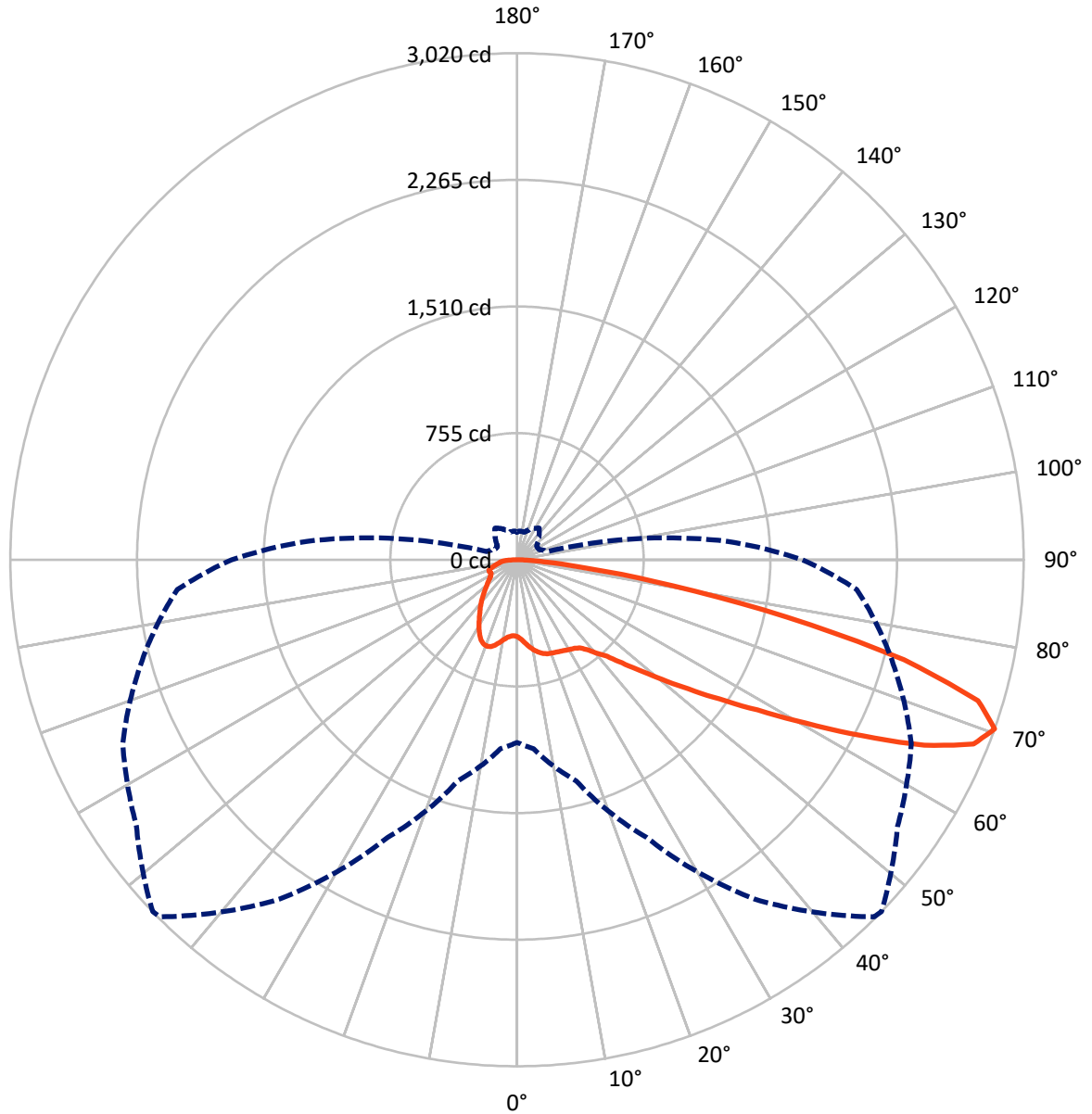
✕ Max cd  
 - - - 1/2 Max cd



Based on 10 foot mounting height. Maximum calculated value = 5.7 fc  
 Type IV - Short - N/A

REPORT NUMBER: P385481  
CATALOG NUMBER: GWC-SA1A-730-U-T4W

### Luminous Intensity Polar Plot



— Vertical Plane Through 46-Deg Lateral    - - - Horizontal Cone Through 70-Deg Vertical



REPORT NUMBER: P385481  
 CATALOG NUMBER: GWC-SA1A-730-U-T4W

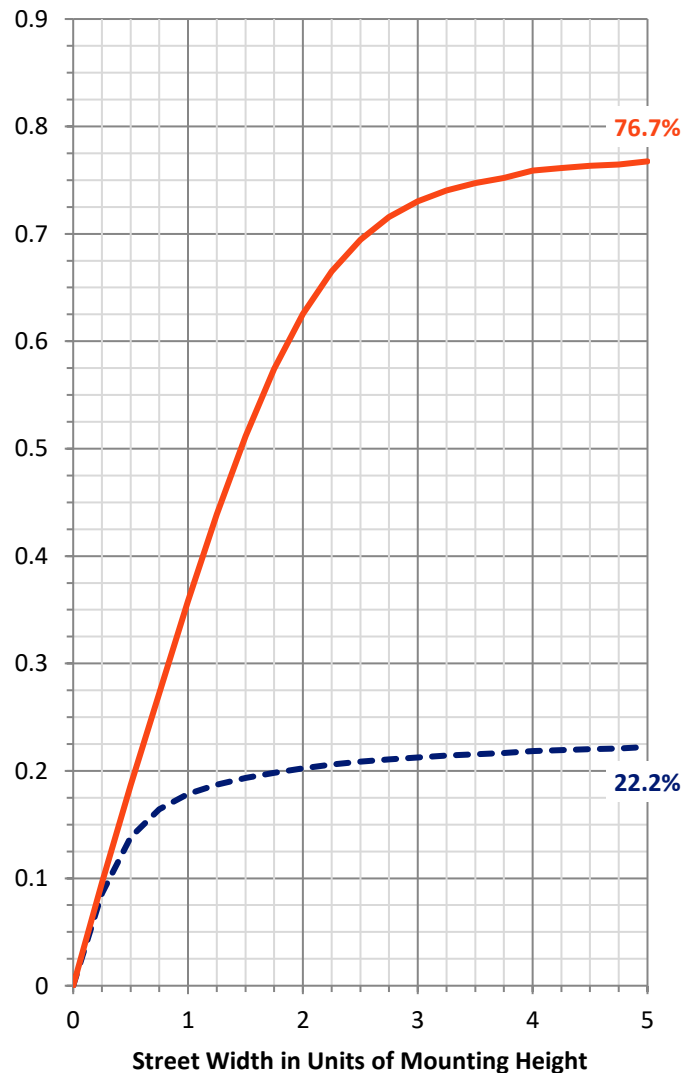
**FLUX DISTRIBUTION:**

		Downward	Upward	Total
<b>House Side</b>	Lumens	1031.6	0.0	1031.6
	% Fixture	22.9	0.0	22.9
<b>Street Side</b>	Lumens	3469.4	0.0	3469.4
	% Fixture	77.1	0.0	77.1
<b>Total</b>	Lumens	4501.0	0.0	4501.0
	% Fixture	100.0	0.0	100.0

**Coefficient of Utilization**

**ZONAL LUMENS:**

Zone	Lumens	% Fixture
0°-10°	46.7	1.0
10°-20°	155.7	3.5
20°-30°	259.7	5.8
30°-40°	368.5	8.2
40°-50°	542.1	12.0
50°-60°	918.0	20.4
60°-70°	1303.1	29.0
70°-80°	791.6	17.6
80°-90°	115.5	2.6
90°-100°	0.0	0.0
100°-110°	0.0	0.0
110°-120°	0.0	0.0
120°-130°	0.0	0.0
130°-140°	0.0	0.0
140°-150°	0.0	0.0
150°-160°	0.0	0.0
160°-170°	0.0	0.0
170°-180°	0.0	0.0
0°-90°	4501.0	100.0
0°-180°	4501.0	100.0



REPORT NUMBER: P385481

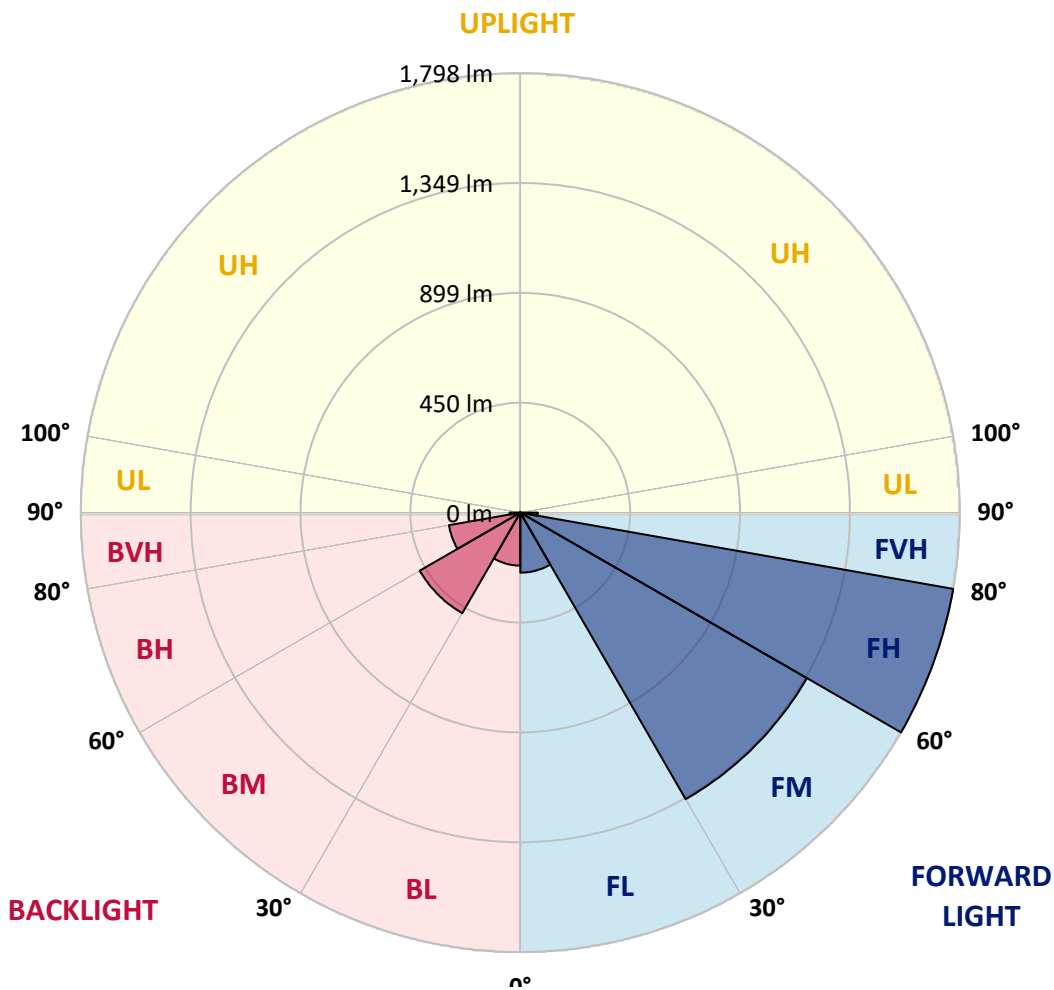
CATALOG NUMBER: GWC-SA1A-730-U-T4W

**LUMINAIRE CLASSIFICATION SYSTEM LUMEN TABLE AND BUG RATING:**

Zone	Lumens	% Fixture	Zone Rating/Lumen Limit		
			B	U	G
FL (0°-30°)	245.6	5.5			
FM (30°-60°)	1353.7	30.1			
FH (60°-80°)	1798.1	39.9			G1/1800
FVH (80°-90°)	72.0	1.6			G1/100
BL (0°-30°)	216.6	4.8	B1/500		
BM (30°-60°)	474.9	10.6	B1/1000		
BH (60°-80°)	296.6	6.6	B1/500		G1/500
BVH (80°-90°)	43.6	1.0			G1/100
UL (90°-100°)	0.0	0.0		U0/0	
UH (100°-180°)	0.0	0.0		U0/0	

**BUG Rating: B1-U0-G1**

Type IV Short





REPORT NUMBER: P385481

CATALOG NUMBER: GWC-SA1A-730-U-T4W

**CANDELA DISTRIBUTION (FULL):**

	0°	5°	15°	25°	35°	45°	46°	55°	65°	75°	85°
0°	458.6	458.6	458.6	458.6	458.6	458.6	458.6	458.6	458.6	458.6	458.6
2.5°	481.5	481.8	482.4	480.9	476.6	475.4	474.9	470.4	467.5	463.2	459.5
5°	520.0	520.3	519.4	515.1	505.5	498.5	497.8	487.7	478.4	468.6	461.2
7.5°	560.2	560.7	557.8	549.6	536.2	523.9	523.1	509.2	495.2	480.3	469.2
10°	595.8	594.0	589.2	577.8	561.9	546.8	546.2	531.7	515.6	497.5	482.7
12.5°	619.5	618.0	611.8	598.0	580.6	566.7	565.5	552.1	536.4	516.6	498.9
15°	632.6	633.7	625.4	609.7	592.7	581.0	579.9	570.4	556.4	536.5	516.2
17.5°	634.3	635.2	627.2	611.7	597.8	589.8	589.3	583.0	572.9	553.8	532.5
20°	624.5	625.1	618.5	605.7	596.6	594.1	594.0	591.2	583.6	566.7	546.1
22.5°	610.1	610.6	605.8	596.6	593.5	597.3	598.4	597.3	592.0	576.1	556.7
25°	606.6	606.3	601.4	592.0	594.6	602.7	604.1	604.6	600.9	587.0	570.2
27.5°	623.7	622.6	613.2	598.1	599.8	609.7	611.5	616.0	613.7	601.5	585.6
30°	673.1	671.3	652.0	621.5	613.2	618.3	620.6	627.7	628.2	618.0	606.1
32.5°	756.6	754.3	719.8	665.3	635.9	627.1	629.2	639.9	645.6	637.7	624.9
35°	862.1	859.5	814.2	739.7	673.8	643.9	645.4	653.9	665.3	654.2	637.2
37.5°	972.1	965.8	922.2	827.2	734.0	679.8	679.8	680.8	686.2	663.1	651.7
40°	1081.5	1075.2	1035.7	930.1	811.9	736.3	732.7	708.9	704.6	684.7	680.8
42.5°	1183.1	1181.3	1158.0	1046.4	903.4	791.9	787.0	746.5	747.4	735.1	735.2
45°	1291.3	1291.3	1272.3	1163.7	1010.0	881.2	876.3	816.7	825.9	820.2	833.9
47.5°	1379.5	1382.3	1379.7	1286.0	1134.0	994.8	985.8	914.0	939.9	959.5	999.4
50°	1469.7	1474.0	1474.4	1420.2	1283.9	1129.7	1119.5	1043.3	1101.0	1157.1	1235.5
52.5°	1600.4	1610.1	1571.5	1554.1	1467.5	1289.9	1279.9	1209.5	1305.9	1384.6	1519.7
55°	1721.7	1713.2	1685.6	1696.4	1664.0	1472.3	1464.7	1403.0	1534.2	1636.5	1811.9
57.5°	1787.3	1786.7	1814.4	1860.6	1876.0	1697.2	1690.8	1630.8	1791.6	1868.5	2086.3
60°	1864.3	1865.4	1934.1	2039.0	2102.4	1977.2	1974.4	1928.8	2041.6	2085.0	2301.4
62.5°	1875.1	1894.5	2012.8	2193.3	2314.4	2304.4	2310.5	2197.3	2265.2	2257.9	2462.1
65°	1751.1	1776.6	1990.8	2240.0	2525.1	2662.2	2667.9	2467.3	2441.6	2405.6	2519.6
67.5°	1496.9	1534.8	1767.4	2138.5	2594.6	2926.7	2934.7	2676.7	2588.0	2455.6	2381.2
70°	1089.3	1131.4	1365.5	1826.4	2470.7	3011.2	3020.3	2769.3	2593.5	2313.2	2032.8
72.5°	658.0	691.0	884.0	1344.6	2085.3	2857.2	2873.4	2651.9	2367.8	1959.3	1501.1
75°	289.0	310.5	427.4	774.8	1492.9	2364.0	2384.2	2269.9	1923.9	1423.9	887.2
77.5°	123.1	129.2	175.3	336.6	844.0	1615.4	1643.1	1658.5	1305.3	774.8	374.9
80°	76.7	79.2	99.2	152.3	394.9	907.3	937.2	975.8	648.2	284.8	130.9
82.5°	46.7	49.4	65.9	92.1	205.6	411.3	425.6	452.9	251.5	123.1	67.8
85°	28.0	30.0	40.4	58.2	117.1	161.7	161.6	178.7	118.5	79.2	35.7
87.5°	13.4	14.9	21.6	30.2	59.0	60.7	56.8	64.4	71.9	51.9	18.0
90°	0.0	0.0	0.0	0.0	0.0	0.0	0.0	0.0	0.0	0.0	0.0



REPORT NUMBER: P385481

CATALOG NUMBER: GWC-SA1A-730-U-T4W

**CANDELA DISTRIBUTION (continued):**

	90°	95°	105°	115°	125°	135°	145°	155°	165°	175°	180°
0°	458.6	458.6	458.6	458.6	458.6	458.6	458.6	458.6	458.6	458.6	458.6
2.5°	458.3	457.6	455.6	454.1	453.8	452.9	452.1	452.6	453.2	453.3	453.3
5°	458.1	456.4	453.8	452.7	454.1	455.9	458.3	461.3	463.2	464.6	465.5
7.5°	465.5	462.3	459.3	458.7	461.5	466.4	471.7	478.1	482.6	485.7	486.3
10°	477.8	473.8	470.9	471.5	476.4	483.5	490.9	499.2	506.0	510.2	510.5
12.5°	492.0	488.1	485.4	488.0	496.1	504.8	512.5	519.7	525.9	530.0	530.0
15°	508.3	505.5	502.3	508.3	519.4	527.1	530.3	533.9	537.3	540.4	539.7
17.5°	524.0	521.4	519.7	526.8	538.4	541.9	539.7	537.1	537.1	538.8	539.1
20°	537.6	535.3	536.4	543.3	549.3	545.6	537.6	529.3	525.9	526.8	527.7
22.5°	549.4	548.4	551.6	554.8	550.5	537.6	522.8	511.6	507.4	507.1	507.4
25°	563.3	563.2	567.2	561.3	542.2	518.3	498.5	487.5	485.2	487.1	490.1
27.5°	580.6	582.3	584.3	562.8	525.3	489.2	469.0	461.5	463.8	468.3	471.2
30°	602.6	607.2	602.9	559.0	500.9	455.9	436.7	434.5	440.8	447.2	450.2
32.5°	624.0	631.2	620.8	549.0	469.5	420.7	405.7	405.1	412.8	419.0	423.3
35°	641.2	655.6	634.2	529.1	433.1	388.2	377.2	373.1	375.8	383.1	388.0
37.5°	663.7	687.6	643.4	498.8	393.7	361.4	348.6	339.0	336.6	339.5	342.0
40°	704.9	736.4	647.7	456.4	355.2	334.6	321.6	307.6	297.9	290.8	291.0
42.5°	772.0	800.1	644.9	405.0	319.6	308.4	293.7	277.6	261.9	245.8	244.6
45°	881.1	894.6	636.6	350.4	288.4	281.0	267.3	251.1	230.1	212.0	210.3
47.5°	1055.6	1025.6	623.7	302.8	260.8	257.7	245.1	226.4	204.3	189.6	188.4
50°	1293.6	1214.6	617.4	264.9	236.4	237.4	227.0	207.3	186.4	175.6	174.4
52.5°	1578.2	1434.7	629.5	235.7	216.9	220.1	212.4	193.9	176.4	167.9	166.7
55°	1873.5	1662.7	642.6	214.4	198.4	204.7	202.1	186.8	171.0	163.1	162.0
57.5°	2126.3	1832.9	616.5	197.2	181.9	191.8	194.1	182.4	168.2	161.1	159.9
60°	2285.4	1901.4	547.8	181.0	168.8	181.5	189.5	181.1	169.3	168.7	167.7
62.5°	2360.9	1895.4	444.7	168.2	160.7	177.0	192.9	188.1	181.6	187.2	187.6
65°	2327.0	1804.8	331.2	159.7	154.8	178.7	203.0	201.2	185.2	190.7	191.5
67.5°	2104.0	1588.7	245.2	152.3	148.3	183.5	221.5	205.5	178.2	182.2	179.8
70°	1700.6	1259.5	189.2	144.0	141.7	182.8	229.8	202.9	170.7	171.6	165.0
72.5°	1172.7	858.9	153.9	136.3	132.2	166.7	224.0	196.4	164.4	157.3	148.5
75°	637.7	461.0	130.8	128.3	115.4	146.3	213.2	191.8	158.7	149.3	144.3
77.5°	250.9	191.3	113.5	117.4	100.9	129.2	201.2	183.0	150.8	138.5	136.0
80°	102.4	97.7	94.1	101.5	86.7	113.1	186.7	172.7	141.4	128.5	123.5
82.5°	58.1	60.7	73.2	80.1	70.4	104.1	179.8	164.4	130.2	115.1	109.2
85°	29.7	35.6	51.0	57.5	51.8	88.6	165.6	143.9	104.4	88.1	88.6
87.5°	14.3	19.9	32.2	36.0	33.6	64.1	123.7	104.3	81.3	64.4	62.4
90°	0.0	0.0	0.0	0.0	0.0	0.0	0.0	0.0	0.0	0.0	0.0



Signify Classified - Internal  
Cooper Lighting Solutions Photometric Lab  
1121 Highway 74 South  
Peachtree City, GA 30269

Scaled Data Report



Report Generated By 670245982

Signify Classified - Internal  
Cooper Lighting Solutions Photometric Lab  
1121 Highway 74 South  
Peachtree City, GA 30269

Scaled Data Report



Signify Classified - Internal  
Cooper Lighting Solutions Photometric Lab  
1121 Highway 74 South  
Peachtree City, GA 30269

Scaled Data Report



Signify Classified - Internal  
Cooper Lighting Solutions Photometric Lab  
1121 Highway 74 South  
Peachtree City, GA 30269

Scaled Data Report





--- HS — SS

Signify Classified - Internal  
Cooper Lighting Solutions Photometric Lab  
1121 Highway 74 South  
Peachtree City, GA 30269

Scaled Data Report



u

Signify Classified - Internal  
Cooper Lighting Solutions Photometric Lab  
1121 Highway 74 South  
Peachtree City, GA 30269

Scaled Data Report



Signify Classified - Internal  
Cooper Lighting Solutions Photometric Lab  
1121 Highway 74 South  
Peachtree City, GA 30269

Scaled Data Report



(END OF REPORT)